



# **BYD Battery-Box LV User Manual**

**Battery-Box L 3.5/7.0/10.5/14.0**

Version 2.0

## Contents

<b>1 General Information</b> .....	<b>2</b>
1.1 Validity.....	2
1.2 Application.....	2
1.3 Intended Use.....	2
1.4 Definition.....	2
1.5 Identifying the Product .....	3
<b>2 Safety</b> .....	<b>4</b>
<b>3 Technical Data</b> .....	<b>5</b>
<b>4 Technical Items</b> .....	<b>6</b>
<b>5 Product Overview</b> .....	<b>7</b>
5.1 Brief introduction.....	7
5.2 BYD Battery-Box LV Configuration Table.....	7
5.3 BCU Introduction .....	8
5.3.1 BCU Interface Introduction.....	8
Parameters of Wifi Module .....	8
5.3.2 Battery status indicated by different LED.....	9
<b>6 Cleaning and Maintenance</b> .....	<b>9</b>
6.1 Cleaning.....	9
6.2 Maintenance.....	9
6.2.1 Recharge Requirements during Normal Storage .....	9
6.2.2 Recharge Requirement When Over Discharged .....	9
<b>7 Compatible Inverter List</b> .....	<b>11</b>
<b>8 Common Issues and Solutions</b> .....	<b>11</b>
8.1 Common issues of BYD Battery-Box LV and solutions .....	11
8.2 Emergency.....	11
<b>9 Warranty</b> .....	<b>11</b>
<b>Contact Information</b> .....	

# 1 General Information

## 1.1 Validity

This user manual is applicable to the Battery-Box L 3.5, Battery-Box L 7.0, Battery-Box L 10.5 and Battery-Box L 14.0.

## 1.2 Application

This user manual contains BYD Battery-Box LV product information, usage guidance, safety information, and details on common operating issues and subsequent corrective actions.

BYD Battery-Box LV is an energy storage unit that is designed to be used in residential on-grid applications with the capability for short-term backup.

## 1.3 Intended Use

Notes regarding intended use:

- BYD Battery-Box LV is not suitable for supporting life-sustaining medical devices. A power outage must not lead to the inability to use life-sustaining medical devices and subsequent personal injury.
- This product is intended for use only in accordance with the information provided in the enclosed documentation and with the locally applicable standards and regulations. Any other application may cause personal injury or property damage.
- The illustrations in this manual are meant only to help explain system configuration concepts, includes usage guidance, safety precautions, and common operating issues and subsequent corrective actions.
- Alterations to the product, e.g. changes or modifications, are only permitted with the express written permission of BYD. Unauthorized alterations will void warranty claims. BYD shall not be held liable for any damage caused by such changes. Any use of the product other than that described in the Intended Use section does not qualify as appropriate. The enclosed documentation is an integral part of this product. Keep the documentation in a convenient place for future reference and observe all instructions contained therein. The type label (see Section 1.5) must remain attached to the product.
- BYD Battery-Box LV series products must work with compatible inverters, which are listed in the "BYD Battery-Box LV Compatible Inverter List" .
- Please contact BYD or local after-service providers within 1 week once the user decides to cease using their BYD Battery-Box products.
- The Battery-Box LV system can be installed at altitudes of up to 2000m above Mean Sea Level.

## 1.4 Definition

Battery-Box L 3.5~14.0 components are defined as below:

- BYD Battery-Box LV: Low-voltage household energy storage battery system.

- B-Plus L 3.5: Battery module. The Battery module provides the energy and sends the information about the cell voltage and cell temperature in the battery module to the upper-layer BCU. The nominal capacity of the B-Plus L 3.5 battery is 3.5kWh.
- BCU: Battery Control unit and Base. Two parts consisting of both the battery management and control component mounted on top of the battery modulus as well as structural base, which physically supports the battery modules underneath. The top portion of the BCU is responsible for communication to and connection with the inverter or BMU.

### 1.5 Identifying the Product


The type label contains the product identification information, and is attached on the product. For safe usage, the user must be well-informed of the contents in the type label. The type label includes:

#### 1.5.1 Warning label

**⚠ Warning**

1. Do not crush. Dispose according to safety regulations (Do not dispose in fire or water).
2. Recharge Battery at least every 6 months (incl. when in storage).
3. Once discharged, recharge battery within 7 days.
4. Do not expose to temperatures above 55°C, keep out of direct sunlight.
5. Must be grounded correctly. Do not put front panel face down.
6. Do not short, reverse polarity or connect in series.
7. Disconnect from power and load before maintenance.
8. May only be operated by qualified professionals.
9. Storage according to user manual. Do not put one battery on another directly when unpackaged.

#### 1.5.2 Product Label








**BYD Battery-Box LV**


**Model No./Max. Current/ Usable Energy/  
Rated Capacity**

- Battery-Box L 3.5/60A/3.5kWh/70Ah  
IFpP/45/173/122/[16S]1PY-10+50/90
- Battery-Box L 7.0/120A/7.0kWh/140Ah  
IFpP/45/173/122/[16S]2PY-10+50/90
- Battery-Box L 10.5/180A/10.5kWh/210Ah  
IFpP/45/173/122/[16S]3PY-10+50/90
- Battery-Box L 14.0/200A/14.0kWh/280Ah  
IFpP/45/173/122/[16S]4PY-10+50/90


Rechargeable Lithium Ion Battery System

Nominal Voltage(V)	51.2
Voltage Range(V)	40~59.2
Operating Temperature (°C)	-10~+50







MADE IN CHINA




**Rechargeable Lithium Ion Battery  
Type: B-Plus L 3.5**

Usable Energy(kWh):	3.5
Nominal Voltage(V):	51.2
Nominal Capacity(Ah)	70
Voltage Range(V):	40~59.2
Max. Charging Current(A):	60
Max. Discharging Current(A):	60
Operating Temperature(°C):	-10~+50

IFpP45/173/121/[16S]E/-10+50/90  
Rechargeable Lithium Ion Battery System



S/N:

MADE IN CHINA

## 2 Safety

This section contains safety information that must be observed at all times when working on or with batteries. To prevent personal injury or property damage and to ensure long-term operation of the batteries, read this section carefully and observe all safety information at all times.



### **WARNING**

#### **Environmental requirement**

- Do not expose the battery to temperature above 50°C
- Do not place the battery near any heat sources
- Do not expose the battery to moisture or liquids
- Do not expose the battery to corrosive gases or liquids
- Do not expose the battery to direct sunlight for extended periods of time
- Place battery in secure location away from children and animals
- Do not allow the battery power terminals to touch conductive objects such as wires

#### **Operation Precautions**

- Do not disassemble the battery
- Do not touch the battery pack with wet hands
- Do not crush, drop or puncture the battery
- Always dispose of the product according to local safety regulations
- Store and recharge battery in a manner in accordance with this user manual
- Ensure reliable grounding
- Do not reverse the polarity or connect in series
- Do not use damaged or deformed batteries
- Do not short circuit the terminals, remove all jewelry items that could product a short circuit before installation and handling
- Disconnect battery from power/load and then power off battery before installation and maintenance.
- When storing or handing, do not stack up batteries when outside protective package
- Packaged batteries should not be stacked more than specified number stipulated on the package
- Continued operation of a damaged battery can result in dangerous situation that may cause severe injury due to electrical shock

### 3 Technical Data

Model	Battery-Box L 3.5	Battery-Box L 7.0	Battery-Box L 10.5	Battery-Box L 14.0
Battery Module	B-Plus L 3.5 (3.5kWh)			
	1 module	2 modules	3 modules	4 modules
Usable Energy <sup>1</sup> [kWh]	3.5	7.0	10.5	14.0
Max output power [kWh]	3	6	9	10
Peak Output Power [kW]	5.0, 10s	10.0, 10s	15.0, 10s	15.0, 10s
Round-Trip Efficiency	≥95% (Under test condition [1] )			
Nominal Voltage [V]	51.2			
Operating Voltage Range [V]	40~ 59.2			
Communication	CAN / RS485			
Dimension [ W × H × D ,mm ]	620 × 475 × 340	620 × 711 × 340	620 × 947 × 340	620 × 1183 × 340
Net Weight [kg]	63	105	147	190
Enclosure Protection Rating	IP55			
Ambient Temperature Range <sup>2</sup> [°C]	-10~ +50			
Certification	TUV(IEC62619) / CE / RCM / UN38.3 / Sicherheitsleitfaden Li-Ionen-Hausspeicher			
Scalability	Max. 3 systems in parallel			
Compatible Inverters	Please refer to <i>BYD Battery-Box LV Compatible Inverter List</i>			

When BYD Battery-Box LV operates in low temperatures, the charge and discharge current is adjusted automatically. The battery will limit the current when the operating temperature gets low. Please refer to the table below for current parameters related to operating temperature:

Parameter setting of discharging current in various temperatures

Temp. (°C)	Max Current (A)			
	Battery Box 3.5	Battery Box 7.0	Battery Box 10.5	Battery Box 14.0
-10~15	50	100	150	200
15~35	60	120	180	200
35~50	50	100	150	200

Remark: The discharging current adjustment takes about 2 minutes.

<sup>1</sup> Test conditions: 100% DOD, 0.2C charge & discharge @+25°C

<sup>2</sup> -10°C~12°C will be derating

\* System Usable Energy may be variant with different inverter brands

## Discharging current in backup mode

Temp. (°C)	Max Current (A)			
	Battery Box 3.5	Battery Box 7.0	Battery Box 10.5	Battery Box 14.0
-10~50	40	80	120	160

Remark: The discharging current adjustment takes about 2 minutes.

## Parameter setting of charging current in various temperatures

Temp. (°C)	Max Current (A)			
	Battery Box 3.5	Battery Box 7.0	Battery Box 10.5	Battery Box 14.0
-10~2	15	30	45	60
2~12	20	40	60	80
12~50	40	80	120	160

Remark: The charging current adjustment takes about 2 minutes.

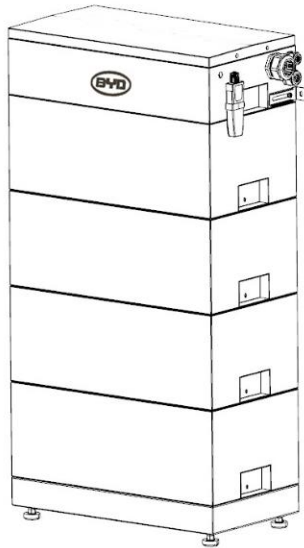
## 4 Technical Items

No.	Terms	Comment
1	Discharge	Battery output power for load
2	Charge	To put electricity into battery by the charger
3	Full charged	Battery had been full charged, SOC is 100%.
4	Idle	Ready for charging or discharging
5	Shutdown mode	Power off
6	SOC	State of Charge
7	SW	Software
8	HW	Hardware
9	Battery voltage	The voltage between B+/B-
10	Pack voltage	The voltage between P+/P-
11	Cell voltage	Single cell voltage
12	Failure	Battery or BMS is broken, need to be replaced
13	Alarm	Indicate that the battery is in an abnormal status
14	Over discharged	Energy state of the battery is too low and needs to be recharged

# 5 Product Overview

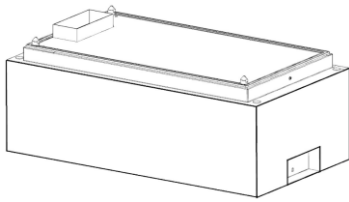
## 5.1 Brief introduction

This product is a low-voltage DC battery system with an operating voltage of 48V. It is utilized in household energy storage applications and works together with a low-voltage inverter to realize the goal of energy storage for the home. A battery system consist of 1 to 4 individual battery modules connected in parallel.




Product overview

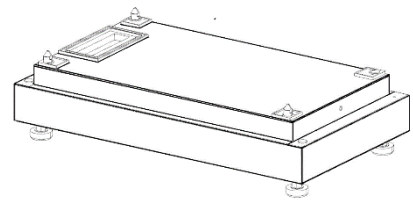
Major Components:



B-Plus L 3.5



BCU



Base

## 5.2 BYD Battery-Box LV Configuration Table

No.	Type	BCU	B-Plus L 3.5	Base	Energy(kWh)	Voltage(V)
1	Battery-Box L 3.5	1	1	1	3.5	51.2
2	Battery-Box L 7.0	1	2	1	7.0	51.2
3	Battery-Box L 10.5	1	3	1	10.5	51.2
4	Battery-Box L 14.0	1	4	1	14.0	51.2



### 5.3 BCU Introduction

The component responsible for battery management and control. The BCU is connected to the battery modules below and to the inverter or BMU above.

#### 5.3.1 BCU Interface Introduction









Position	Designation	Terminals on the right
A	Power button/LED indicator	
B	Wifi module	
C	Fixing bracket	
D	Nylon cable gland for CAN cables of Inverter and BCU	
E	Nylon cable gland for P+ P- & Grounding cables	
F	Nylon cable gland for WIFI cable	

#### Parameters of Wifi Module

Catalog	Parameter	Value
Wireless parameters	Working frequency	2.412GHz-2.4835GHz
	Transmit power	802.11b: +16 +/-2dBm (@11Mbps)
		802.11g: +14 +/-2dBm (@54Mbps)
	802.11n: +13 +/-2dBm (@HT20, MCS7)	
Distance of communication	Wireless communication distance	Open air, no shelter from 100m
Software parameters	Configuration	AT+Instruction set
		WiFi point to point
		Web server
	Safety	WEP/WPA-PSK/WPA2-PSK
	Wireless network type	STA/AP
	Encryption type	WEP64/WEP128/TKIP/AES
	Network protocol	IPv4,TCP/UDP/FTP/HTTP

### 5.3.2 Battery status indicated by different LED

The battery status will be indicated by the LED, please refer to the following table for details.

	Diagram	Status	Meaning
1		White blink slow	Charging
2		White blink fast	Discharging
3		White always ON	Idle
4		White blink very slow	Idle
5		Orange blink 2 times	System WIFI is lost
6		Orange blink 3 times	Loss of inverter communication
7		Orange blink 4 times	Lost slave CAN communication
8		White blink 5 times	Uncalibrated

## 6 Cleaning and Maintenance

### 6.1 Cleaning

**CAUTION:**

Please power off the system before cleaning the BYD Battery-Box LV.

It is recommended that the BYD Battery-Box LV system be cleaned periodically. If the enclosure is dirty, please use a soft , dry brush or a dust collector to remove the dust. Liquids such as solvents, abrasives or corrosive liquids should not be used to clean the enclosure.

### 6.2 Maintenance

#### 6.2.1 Recharge Requirements during Normal Storage

Batteries should be stored in an environment with a temperature range between  $-10^{\circ}\text{C} \sim +45^{\circ}\text{C}$ , and maintained regularly according to the following table with 0.5C (35A) current until 40% SOC after a long time of storage.

Recharge conditions when in storage

Storage environment temperature	Relative humidity of storage environment	Storage time	SOC
Below $-10^{\circ}\text{C}$	/	prohibit	/
$-10 \sim 25^{\circ}\text{C}$	5%~70%	$\leq 12$ months	$30\% \leq \text{SOC} \leq 60\%$
$25 \sim 35^{\circ}\text{C}$	5%~70%	$\leq 6$ months	$30\% \leq \text{SOC} \leq 60\%$
$35 \sim 45^{\circ}\text{C}$	5%~70%	$\leq 3$ months	$30\% \leq \text{SOC} \leq 60\%$
Above $45^{\circ}\text{C}$	/	prohibit	/

#### 6.2.2 Recharge Requirement When Over Discharged

Please recharge the over discharged batteries in a timeframe that is in accordance to the following table, otherwise the over discharged battery modulus will be damaged.

---

Recharge conditions when battery is over discharged

---

Storage Environment Temperature	Time Before Recharge is Necessary
-10~25°C	≤15 days
25~45°C	≤7 days

---

## 7 Compatible Inverter List

To make sure that the system can operate normally, please choose BYD compatible inverters and size the battery quantity accordingly. For more details, please refer to the *BYD Battery-Box LV Compatible Inverter List*.

## 8 Common Issues and Solutions

### 8.1 Common issues of BYD Battery-Box LV and solutions

Issue description	Possible cause	Solution
Contactor disconnected	<ol style="list-style-type: none"> <li>1. Battery high voltage</li> <li>2. Battery low voltage</li> <li>3. Battery high temperature</li> <li>4. Battery over current</li> <li>5. Other hardware failures.</li> </ol>	Please contact our after service provider immediately.

User also can monitor the running status of battery, warning and alarm information from App or LED display of inverter. For detailed information please refer to the Common Failures Displayed on Inverter and Solution in *BYD Battery-Box LV Compatible Inverter List*.

### 8.2 Emergency

Please cut off the power supply and turn off the battery in an emergency.

## 9 Warranty

BYD provides warranty when the product is installed and used according to the instructions contain in the User Manual, Installation Manual, and Warranty Letter.

1. Please contact our local service provider for technical support & after sales service.
2. Please download the Warranty Letter via the following website:

Europe customer: [www.eft-systems.de](http://www.eft-systems.de)

Australia customer: [www.alpspower.com.au](http://www.alpspower.com.au)

# Contact Information

## China

BYD LITHIUM BATTERY Co., LTD

E-Mail: eubatterygrp@byd.com

Tel: +86 0755 89888888

Fax: 0755-8961 9653

Address: No.1 Baoping Road, Baolong Industrial Town, Longgang Shenzhen,  
518116, China

## Local Service Provider

### Europe

EFT-Systems GmbH

Buchenstr.37 97816 Lohr a. Main

Customer Service Mailbox: service@eft-systems.de

+49 9352 8523999(DE)

+34 91 0602267 (ES)

+39 02 87368364 (IT)

+44 2037695998 (UK)

www.eft-systems.de

### Australia

Alps Power Pty Ltd

14/47-51 Lorraine St Peakhurst NSW 2114

Customer Service Mailbox: service@alpspower.com.au

+61 2 8005 6688

www.alpspower.com.au

## Importer

### Europe

BYD Europe BV

Address: 's-Gravelandsweg 256,3125 BK Schiedam, The Netherlands

Tel: 0031(0)10 2070888

Fax: 0031(0)10 2070880